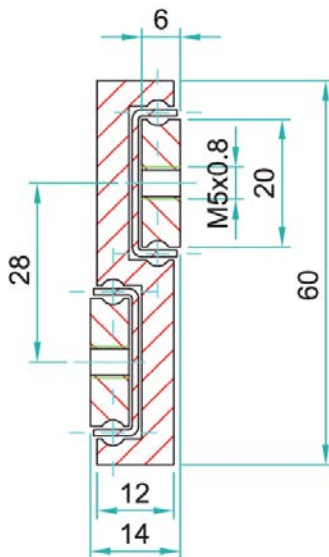


Options:

- "H" – Hardened raceways
- "F" - one outer beam countersunk
- "SB"- stainless steel ball bearings
- "SC"- stainless steel ball cages
- "SA"- stainless steel stopping pins and bolts



STR6014 weights 5.1 kg/m				Hole pattern		
Article number	Installation length: L	Extension length: D	Load per pair: kg	"A"	"B"	"C"
STR6014.0200	200	200	130	50	-	-
STR6014.0250	250	250	150	50	-	50
STR6014.0300	300	300	180	50	-	100
STR6014.0350	350	350	220	50	-	150
STR6014.0400	400	400	240	50	-	200
STR6014.0450	450	450	250	50	-	250
STR6014.0500	500	500	260	50	-	300
STR6014.0550	550	550	255	50	150	-
STR6014.0600	600	600	230	50	175	-
STR6014.0650	650	650	200	50	200	-
STR6014.0700	700	700	160	50	225	-
STR6014.0750	750	750	130	50	250	-
STR6014.0800	800	800	100	50	275	-
STR6014.0850	850	850	90	50	300	-
STR6014.0900	900	900	80	50	325	-
STR6014.0950	950	950	70	50	350	-
STR6014.1000	1000	1000	60	50	375	-
STR6014.1050	1050	1050	50	50	400	-
STR6014.1100	1100	1100	40	50	425	-
STR6014.1150	1150	1150	30	50	450	-
STR6014.1200	1200	1200	20	50	475	-

**Do not dismantle the slide!**

The maximum safe working load is stated for fully extended pair of slides, mounted upright. Use all fixing holes and spread the load evenly across the inner beam.

Flat mounting: Reduce the load by 60-80%. We recommend the use of strong L brackets for under or floor mount.

Deflection is calculated up to 1% of the closed length, at or near full load capacity.

Installation tolerance:

Closed length Tolerance: DIN2768 – c

Extension Tolerance: DIN2768 - c

Installation width tolerance + 0.4 to – 0.6mm

Indirect Axis (Flat) Mounting: As in the image above, reduce the load capacity by 60-80% and allow for increased deflection, or contact our engineers to request accurate FEA load analysis for OEM projects. We load rate per fully extended pair of slides on the direct axis, upright, with uniform loading across the beams, spaced 1,000mm apart. If load capacities need to be increased, or slides are fitted to extra-wide drawers, please contact us for technical advice.

Hardened Raceways Option: Via an accurate laser process, the raceways can be hardened to 58-62HRC without increasing production lead-times. This maximizes tensile strength, reduces friction coefficient, minimizes operational forces and substantially increases the life cycles. Load capacities for lengths under 700mm are marginally increased. Recommended operating speeds increase to 0.6m/s. A non-hardened Professional Range steel slide can be expected to achieve 100,000 cycles at 75% load capacity in a lifetime, following correct mounting, operational speeds, working environment and regular raceway cleaning with a re-lubrication schedule. (Download the Technical Maintenance Document for further information). Hardening raceways to achieve 58-62HRC and replicating the chromed steel ball bearings, results in substantially less wear and prolonged service life. Following the same maintenance schedule and operational conditions, lifespan can be anticipated to surpass 500,000 cycles. Our engineers can support OEM design programs with FEA analysis; however, we recommend in situ testing within the fabrication before committing to production.

Material: All steel parts.

Beams: Cold drawn carbon steel C45E+C, - EN 10277, milled raceways.

Ball cages: Zinc plated sheet steel. Laser cut profiles.

Ball bearings: C85, G100: DIN 5401 (Chromed).

End Bolts: ASTM A307.

Steel surface protection: Electrolytic alkaline zinc coating (10-12 microns). conforming to DIN EN ISO 9227 neutral salt spray testing. No white rust appearance within 250 hours. No red rust appearance within 1,100 hours

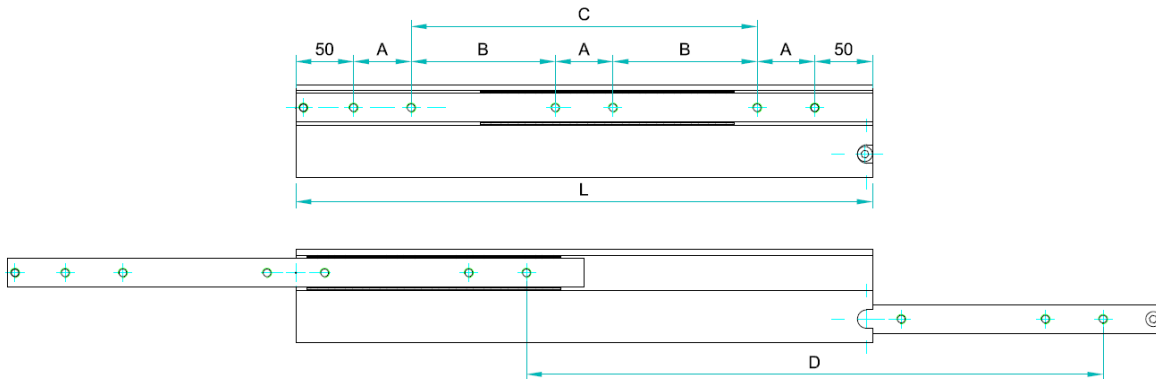
Temperature range: Steel slides –20°C to +250°C provided the necessary lubricants are applied and the beams are mounted freely to allow expansion

Lubrication: We apply and recommend lithium based EP3 grease for general applications. High & low temp grease upon request

Clean Room Requirement: The slides will be supplied unlubricated for the customer to sterilize and apply specialist grease after production

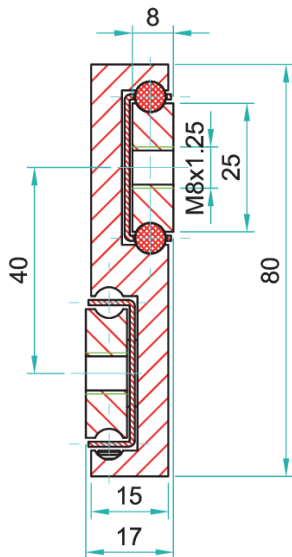
Thread pitches: As per end profile image - coarse





Options:

- "H" – Hardened raceways
- "V" - V shape channel raceways
- "F" - one outer beam countersunk
- "SB"- stainless steel ball bearings
- "SC"- stainless steel ball cages
- "SA"- stainless steel stopping pins and bolts



STR-8017 weight 8.2 kg/m				Hole pattern		
Article number	Installation length: L	Extension length: D	Load per pair: kg	"A"	"B"	"C"
STR8017.0200	200	200	170	50	-	-
STR8017.0250	250	250	190	50	-	50
STR8017.0300	300	300	220	50	-	100
STR8017.0350	350	350	240	50	-	150
STR8017.0400	400	400	260	50	-	200
STR8017.0450	450	450	280	50	-	250
STR8017.0500	500	500	290	50	-	300
STR8017.0550	550	550	300	50	150	-
STR8017.0600	600	600	285	50	175	-
STR8017.0650	650	650	270	50	200	-
STR8017.0700	700	700	260	50	225	-
STR8017.0750	750	750	250	50	250	-
STR8017.0800	800	800	24	50	275	-
STR8017.0850	850	850	230	50	300	-
STR8017.0900	900	900	220	50	325	-
STR8017.0950	950	950	210	50	350	-
STR8017.1000	1000	1000	200	50	375	-

**Do not dismantle the slide!**

The maximum safe working load is stated for fully extended pair of slides, mounted upright. Use all fixing holes and spread the load evenly across the inner beam.
 Flat mounting: Reduce the load by 60-80%. We recommend the use of strong L brackets for under or floor mount.
 Deflection is calculated up to 1% of the closed length, at or near full load capacity.

Installation tolerance:

Closed length Tolerance: DIN2768 – c

Extension Tolerance: DIN2768 - c

Installation width tolerance + 0.4 to – 0.6mm

STR-8017 weight 8.2 kg/m				Hole pattern		
Article number	Installation length: L	Extension length: D	Load per pair: kg	“A”	“B”	“C”
STR8017.1050	1050	1050	190	50	400	-
STR8017.1100	1100	1100	180	50	425	-
STR8017.1150	1150	1150	170	50	450	-
STR8017.1200	1200	1200	160	50	475	-
STR8017.1250	1250	1250	140	50	500	-
STR8017.1300	1300	1300	130	50	525	-
STR8017.1350	1350	1350	120	50	550	-
STR8017.1400	1400	1400	110	50	575	-
STR8017.1450	1450	1450	100	50	600	-
STR8017.1500	1500	1500	90	50	625	-
STR8017.1550	1550	1550	80	50	650	-
STR8017.1600	1600	1600	60	50	675	-

Indirect Axis (Flat) Mounting: As in the image above, reduce the load capacity by 60-80% and allow for increased deflection, or contact our engineers to request accurate FEA load analysis for OEM projects. We load rate per fully extended pair of slides on the direct axis, upright, with uniform loading across the beams, spaced 1,000mm apart. If load capacities need to be increased, or slides are fitted to extra-wide drawers, please contact us for technical advice.

Hardened Raceways Option: Via an accurate laser process, the raceways can be hardened to 58-62HRC without increasing production lead-times. This maximizes tensile strength, reduces friction coefficient, minimizes operational forces and substantially increases the life cycles. Load capacities for lengths under 700mm are marginally increased. Recommended operating speeds increase to 0.6m/s. A non-hardened Professional Range steel slide can be expected to achieve 100,000 cycles at 75% load capacity in a lifetime, following correct mounting, operational speeds, working environment and regular raceway cleaning with a re-lubrication schedule. (Download the Technical Maintenance Document for further information). Hardening raceways to achieve 58-62HRC and replicating the chromed steel ball bearings, results in substantially less wear and prolonged service life. Following the same maintenance schedule and operational conditions, lifespan can be anticipated to surpass 500,000 cycles. Our engineers can support OEM design programs with FEA analysis; however, we recommend in situ testing within the fabrication before committing to production.

Material: All steel parts.

Beams: Cold drawn carbon steel C45E+C, - EN 10277, milled raceways.

Ball cages: Zinc plated sheet steel. Laser cut profiles.

Ball bearings: C85, G100: DIN 5401 (Chromed).

End Bolts: ASTM A307.

Steel surface protection: Electrolytic alkaline zinc coating (10-12 microns). conforming to DIN EN ISO 9227 neutral salt spray testing. No white rust appearance within 250 hours. No red rust appearance within 1,100 hours

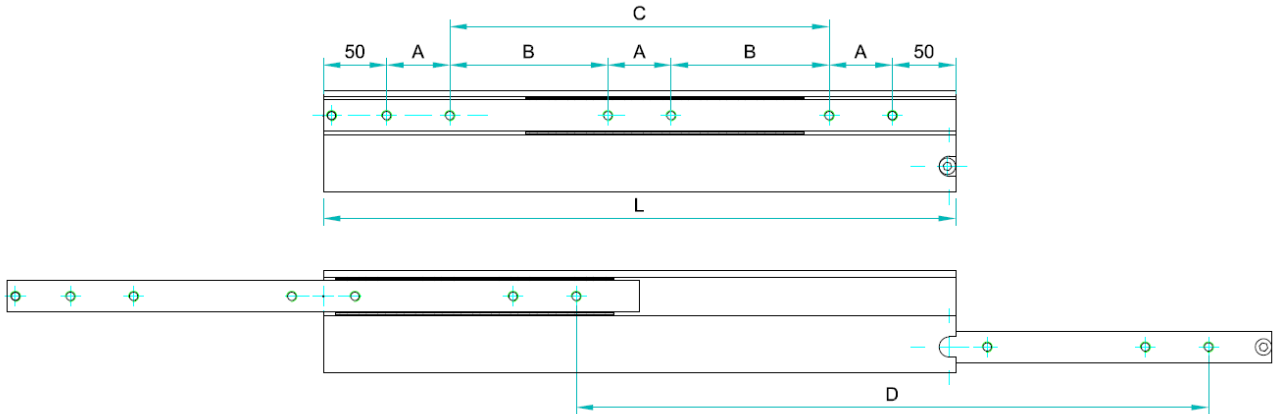

Temperature range: Steel slides –20°C to +250°C provided the necessary lubricants are applied and the beams are mounted freely to allow expansion

Lubrication: We apply and recommend lithium based EP3 grease for general applications. High & low temp grease upon request

Clean Room Requirement: The slides will be supplied unlubricated for the customer to sterilize and apply specialist grease after production

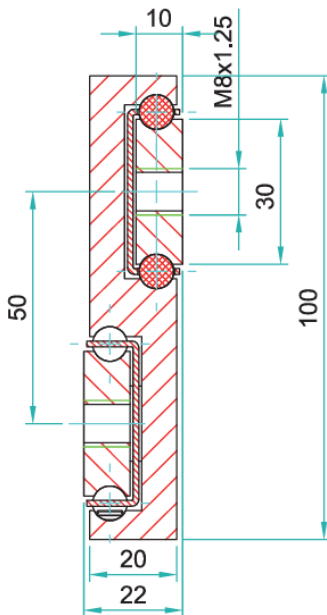
Thread pitches: As per end profile image - coarse





Options:

- "H" – Hardened raceways
- "V" - V shape channel raceways
- "F" - one outer beam countersunk
- "SB"- stainless steel ball bearings
- "SC"- stainless steel ball cages
- "SA"- stainless steel stopping pins and bolts



STR-10022 weights 13.1 kg/m				Hole pattern		
Article number	Installation length: L	Extension length: D	Load per pair: kg	"A"	"B"	"C"
STR10022.0200	200	200	250	50	-	-
STR10022.0250	250	250	280	50	-	50
STR10022.0300	300	300	320	50	-	100
STR10022.0350	350	350	360	50	-	150
STR10022.0400	400	400	390	50	-	200
STR10022.0450	450	450	410	50	-	250
STR10022.0500	500	500	425	50	-	300
STR10022.0550	550	550	435	50	150	-
STR10022.0600	600	600	420	50	175	-
STR10022.0650	650	650	410	50	200	-
STR10022.0700	700	700	400	50	225	-
STR10022.0750	750	750	380	50	250	-
STR10022.0800	800	800	360	50	275	-
STR10022.0850	850	850	340	50	300	-
STR10022.0900	900	900	320	50	325	-
STR10022.0950	950	950	300	50	350	-
STR10022.1000	1000	1000	285	50	375	-
STR10022.1050	1050	1050	270	50	400	-
STR10022.1100	1100	1100	265	50	425	-
STR10022.1150	1150	1150	240	50	450	-
STR10022.1200	1200	1200	230	50	475	-

**Do not dismantle the slide!**

The maximum safe working load is stated for fully extended pair of slides, mounted upright. Use all fixing holes and spread the load evenly across the inner beam.
 Flat mounting: Reduce the load by 60-80%. We recommend the use of strong L brackets for under or floor mount.
 Deflection is calculated up to 1% of the closed length, at or near full load capacity.

Installation tolerance:

Closed length Tolerance: DIN2768 – c

Extension Tolerance: DIN2768 - c

Installation width tolerance + 0.4 to – 0.6mm

STR-10022 weights 13.1 kg/m				Hole pattern		
Article number	Installation length: L	Extension length: D	Load per pair: kg	“A”	“B”	“C”
STR10022.1250	1250	1250	220	50	500	-
STR10022.1300	1300	1300	210	50	525	-
STR10022.1350	1350	1350	200	50	550	-
STR10022.1400	1400	1400	190	50	575	-
STR10022.1450	1450	1450	180	50	600	-
STR10022.1500	1500	1500	170	50	625	-
STR10022.1550	1550	1550	160	50	650	-
STR10022.1600	1600	1600	150	50	675	-
STR10022.1650	1650	1650	140	50	700	-
STR10022.1700	1700	1700	130	100	650	-
STR10022.1750	1750	1750	110	100	675	-
STR10022.1800	1800	1800	90	100	700	-
STR10022.1850	1850	1850	80	100	725	-
STR10022.1900	1900	1900	70	100	750	-
STR10022.1950	1950	1950	60	100	775	-
STR10022.2000	2000	2000	50	100	800	-

Indirect Axis (Flat) Mounting: As in the image above, reduce the load capacity by 60-80% and allow for increased deflection, or contact our engineers to request accurate FEA load analysis for OEM projects. We load rate per fully extended pair of slides on the direct axis, upright, with uniform loading across the beams, spaced 1,000mm apart. If load capacities need to be increased, or slides are fitted to extra-wide drawers, please contact us for technical advice.

Hardened Raceways Option: Via an accurate laser process, the raceways can be hardened to 58-62HRC without increasing production lead-times. This maximizes tensile strength, reduces friction coefficient, minimizes operational forces and substantially increases the life cycles. Load capacities for lengths under 700mm are marginally increased. Recommended operating speeds increase to 0.6m/s. A non-hardened Professional Range steel slide can be expected to achieve 100,000 cycles at 75% load capacity in a lifetime, following correct mounting, operational speeds, working environment and regular raceway cleaning with a re-lubrication schedule. (Download the Technical Maintenance Document for further information). Hardening raceways to achieve 58-62HRC and replicating the chromed steel ball bearings, results in substantially less wear and prolonged service life. Following the same maintenance schedule and operational conditions, lifespan can be anticipated to surpass 500,000 cycles. Our engineers can support OEM design programs with FEA analysis; however, we recommend in situ testing within the fabrication before committing to production.

Material: All steel parts.

Beams: Cold drawn carbon steel C45E+C, - EN 10277, milled raceways.

Ball cages: Zinc plated sheet steel. Laser cut profiles.

Ball bearings: C85, G100: DIN 5401 (Chromed).

End Bolts: ASTM A307.

Steel surface protection: Electrolytic alkaline zinc coating (10-12 microns). conforming to DIN EN ISO 9227 neutral salt spray testing. No white rust appearance within 250 hours. No red rust appearance within 1,100 hours

Temperature range: Steel slides –20°C to +250°C provided the necessary lubricants are applied and the beams are mounted freely to allow expansion

Lubrication: We apply and recommend lithium based EP3 grease for general applications. High & low temp grease upon request

Clean Room Requirement: The slides will be supplied unlubricated for the customer to sterilize and apply specialist grease after production

Thread pitches: As per end profile image - coarse

